




## People to Know: Chapter 13

The following people played key roles in the time period they lived in. Paste their pictures on the left side of the assigned notebook page. To the right of the picture, write who the person was (ten words or less) and why they were important (up to five bullets of ten words or less per bullet). Use the "People To Know Biographies" sheet for information.



Example as to how information for each person should be organized in the notebook:




**who:**

- **Italian sailor, adventurer who sailed for Spain**

**importance:**





- **searched for a trade route to Asia**
- **discovered the New World**
- **established Spain as the great American power**
- **started European exploration of the Americas**
- **introduced European diseases to the New World**

Example



**Vocabulary: Chapter 13**

Directions: Cut out each column of vocabulary words and paste them into the notebook on the left side of each page—three pictures on each page. Define each vocabulary term in ten words or less using your own words. Definitions are in the glossary beginning on page R62.



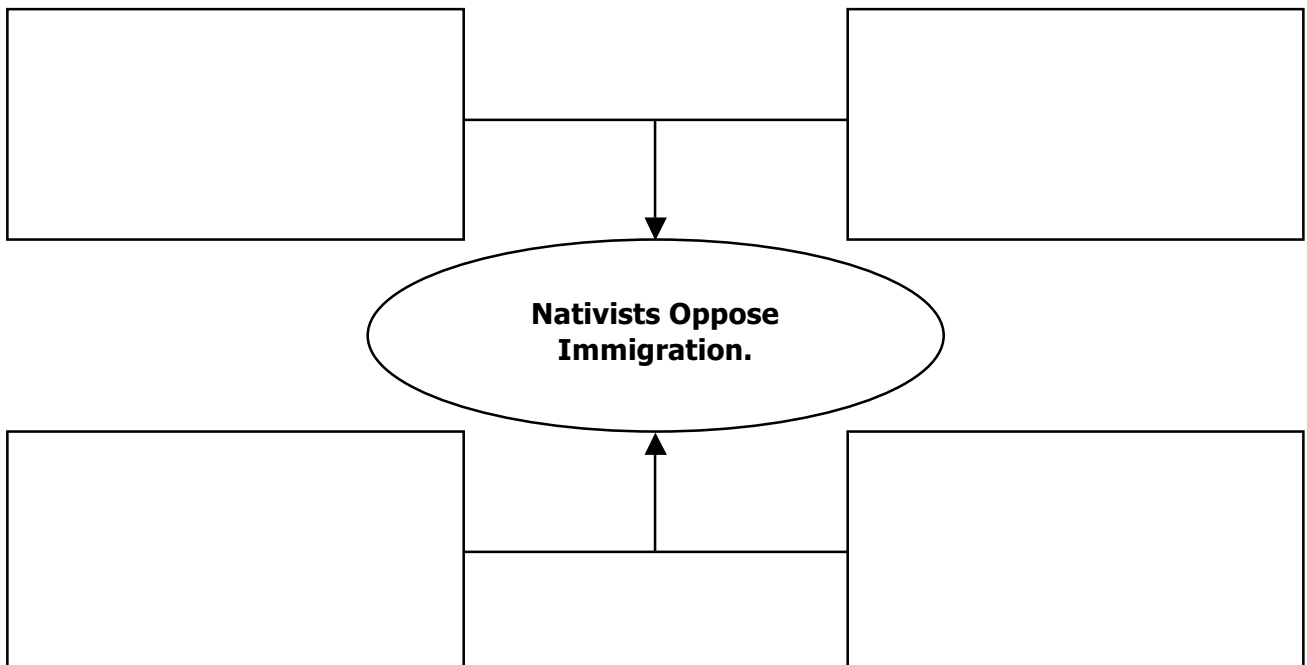
## Immigrants

Directions: Read "Millions of Immigrants Arrive" on pages 400-402. In each category, write down at least one fact about each immigrant group. When finished, cut out the chart and paste into the notebook.

<b>Irish</b>	<b>Germans</b>
reason to immigrate	reason to immigrate
religion	religion
economic condition upon arrival	economic condition upon arrival
areas they settled in	areas they settled in
type of labor/jobs worked	type of labor/jobs worked

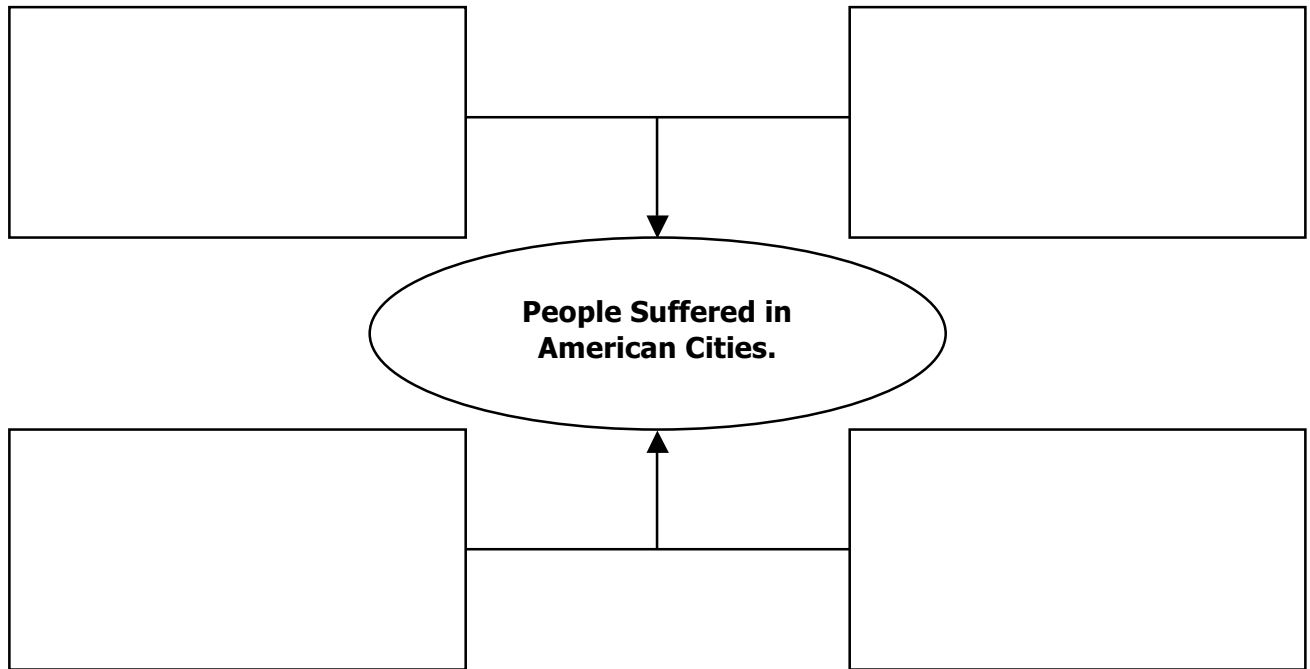
## Anti-Immigration

Directions: Read the article "Millions of Immigrants Arrive" on pages 400-402. In each box, write down reactions of nativists opposed to immigration. Cut out the graphic organizer and paste into your notebook.



## Urban Problems

Directions: Read the article "Urban Problems" on page 404. In each box, write down a problem in the cities. Cut out the graphic organizer and paste into your notebook.



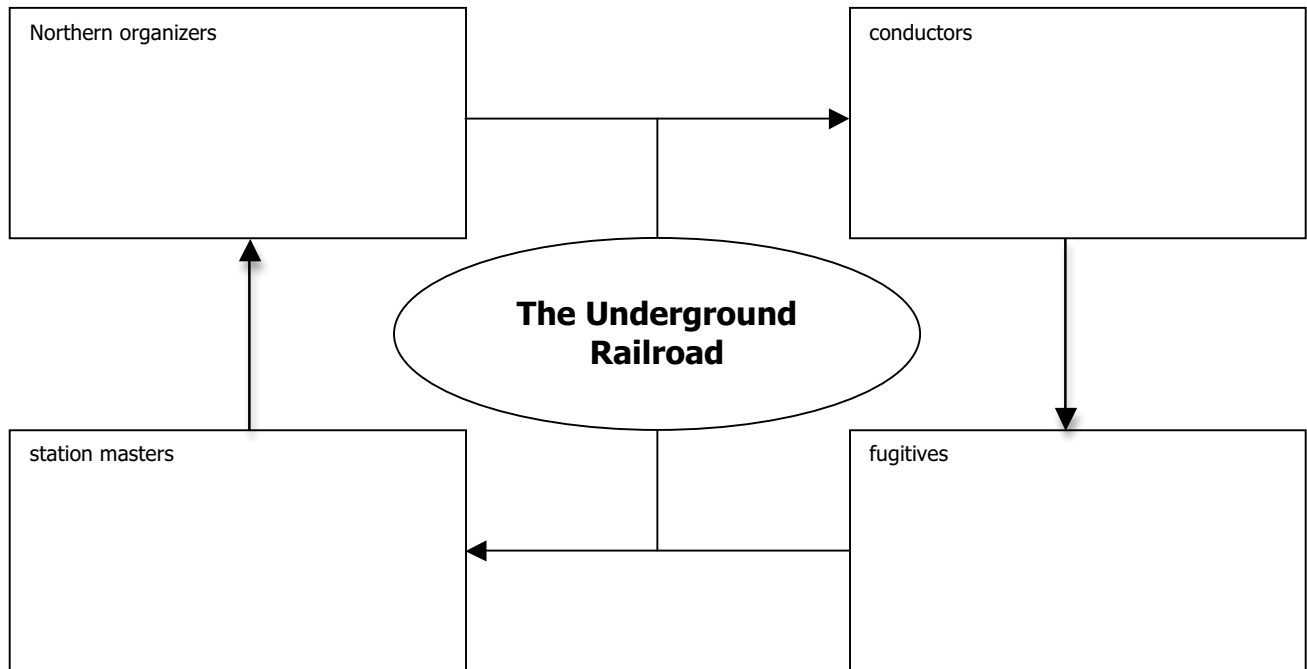
## Abolitionists

Directions: Read "Americans Oppose Slavery" on pages 416-418. In each category, write facts about the topic. Cut out and paste into the notebook.

<b>Abolitionists</b>		
reasons to oppose slavery	how to deal with Africans	women in the movement

## Underground Railroad

Directions: Read the article "The Underground Railroad" on pages 418-420. Write down a fact about each group in each box. Cut out the graphic organizer and paste into your notebook.



## Opposing Abolition

Directions: Read "Opposition to Ending Slavery" on pages 420-421. For each column, list the reasons each group opposed abolitionists. Cut out and paste into the notebook.

Opposing Abolition		
The North	Federal Government	The South

## Women's Rights

Directions: Read "Women's Struggle for Equal Rights" and "Opposing the Call for Women's Rights" on pages 423-425. Write down in each column box a fact about women's rights. Cut out the graphic organizer and paste into notebook.

<b>Women's Rights Movement</b>	
<i>goals of the movement</i>	<i>reasons against the movement</i>